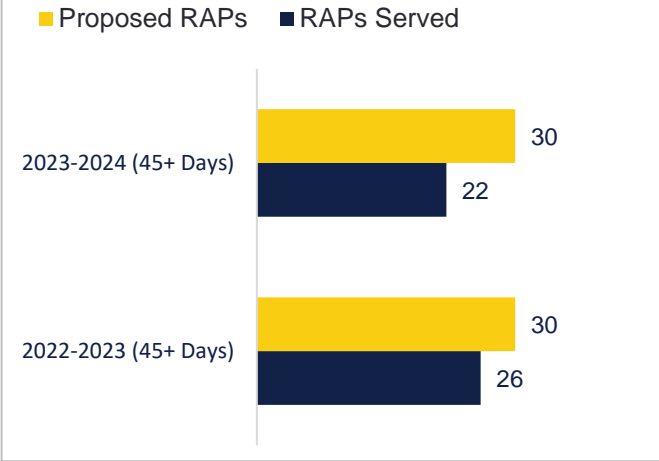


**Program Attendance & Participant Characteristics (School-Year Programming)**

**Annual Program Attendance**



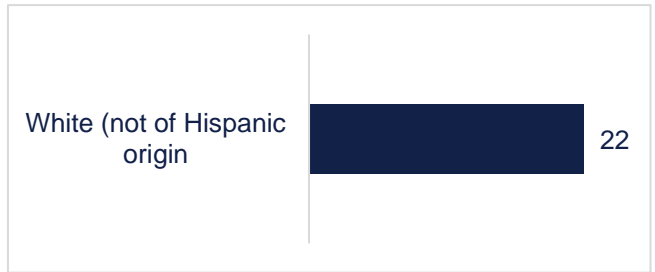
**Participant Grade Level**

2023-2024 RAPs

- Elementary School: **22**
- Intermediate/Middle School: **0**
- High School: **0**

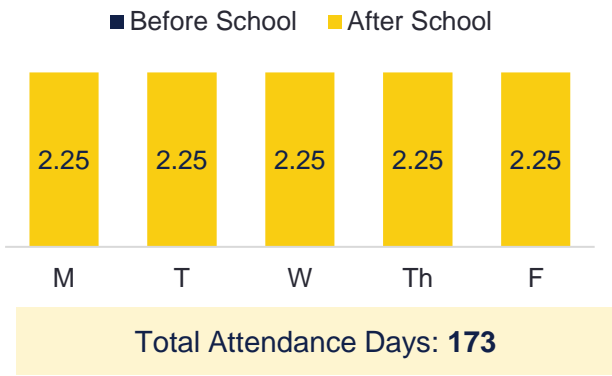
**Race**

2023-2024 RAPs



**Program Hours Offered per Week**

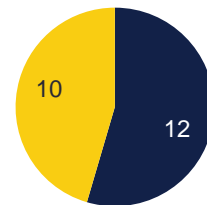
(2023-2024 School Year)



**Free and Reduced Lunch**

2023-2024 RAPs

- Eligible
- Not Eligible



**Building Momentum for Next Year**

*Describe one area of programming that went well this year that you'd like to continue next year.*

- One area of success we achieved this year is the partnership between Hoosier Uplands and community partners. One partnership is the one between Purdue Extension and Hoosier Uplands. Purdue Extension has created a curriculum specifically for our afterschool program. Guest speakers visit the site and implement the curriculum as well as give hands on experiences with our students. Site staff are supporting our partnership by assisting along side the guest speakers and students. This partnership gives expanded learning for our afterschool students.
- A second partnership with Hoosier Uplands is the Boy Scouts of America. This partnership provides STEM curriculum as well as the supplies for the STEM lessons. Hoosier Uplands provides support to the BOA by highlighting their enrollment opportunities.
- Boy Scouts of America provides professional development to site coordinators and assistants by observing monthly meetings to discuss upcoming enrichment and success of previous enrichment activities. The curriculum coordinator is a local teacher who partners with the BOA as well. We are proud of the partnerships we have built with our community partners.



## 2023-2024 Performance Measure Progress

### Academic Outcomes

Outcome	Target	Performance Measure
94%	75%	of regular participating students in grades 1-6 will earn a B- or better or improve their ELA grade from fall to spring
88%	75%	of regular participating students in grades 1-6 will earn a B- or better or improve their math grade from fall to spring
52%	70%	of school day teachers will report that regular participating students did not need to improve or improved 'academic performance' by spring
44%	70%	of school day teachers will report that regular participating students did not need to improve or improved 'completing homework to the teachers' satisfaction' by spring

### Social/Behavioral Outcomes

Outcome	Target	Performance Measure
50%	65%	of teachers will report that regular participating students improved or did not need to improve "getting along well with other students" by spring.
62%	65%	of teachers will report that regular participating students improved or did not need to improve "behaving well in class" by spring.

### Family Engagement Outcomes

Outcome	Target	Performance Measure
67%	60%	of parents will report on the spring parent surveys that they have helped with their child's schoolwork.
44%	75%	of parents will report that they have engaged in educational activities with their children at home.

**Provide a brief explanation of any missing or incomplete data in the space provided below.**